



# Paying by installments on **SHOPBACK**

Step-By-Step Guide

Paying by installments on Shopback

**Step 1:** Checkout your cart on our website, fill in the necessary details and select hoolah

Total \$1,590.00

☐ HitPay Payment Gateway 


☐ Credit Card (Stripe)

☒ hoolah - 3 installments, 0% interest

Pay in 3 equal installments  
No forms, no fees, no interest!



[What is hoolah?](#) [Terms](#)

☐ Grabpay - Pay now or pay later 

☐ OctiFi Payment 

☒ I have read and agree to the website terms and conditions \*

PLACE ORDER

## Paying by installments on Shopback

**Step 2:** Complete the profile when prompted OR log in to your hoolah account (for existing hoolah users)

< Back to store

hoolah

### Profile

Please complete your details below to create an account.

Title	Mr		
Full Name	First Name	Middle Name	Last Name
	Daniel		Pieper
Date Of Birth	DD/MM/YYYY		
NRIC/FIN			
Email	no-reply@hoolah.co		
Phone	+6592114512		

next


## Paying by installments on Shopback

**Step 3:** You may be prompted to sign in using MyInfo (SingPass)



## Paying by installments on Shopback



### Step 4: Add your debit or credit card and confirm payment

[Back to store](#)Order amount: SGD 1590.00English

### Complete payment

Thank you for choosing hoolah. The payment of your order has been sold and assigned to hoolah Factor Pte Ltd. Please make payment according to the Terms & Conditions as communicated to you by hoolah. By confirming this order, you permit us to deduct the instalment repayments on their due dates, and you agree to the terms of the [Purchase Payment Contract](#).

DetailsSchedule

Payments	530 SGD	x3
Card number	*****	 ▼
<a href="#">Apply Voucher &gt;</a>		

Confirm Payment

© 2022 - hoolah | 3.0.28

# Paying by installments on Shopback

**Step 5:** You can download the hoolah app to track your payments easily

